


Language Learning

Language learning is a long and complex process that happens over thousands of hours and a number of years. It is a worthwhile investment of your time towards a meaningful grasp of your own language.
Keep up the good work!



Hesquiaht Language Resources Online:

English-Hesquiaht Dictionary A-L

English-Hesquiaht Dictionary M-Z

at: www.hesquiahtlanguage.org


The Hesquiaht Language Tutor is available for free online at:

<http://tutor.firstvoices.com/LMS/LMSPortal>

When signing up, choose the organization ID:
"hesquiaht"

čuu

čuucqa



2014

Hesquiaht Language.org Presents:

A Few Survival Phrases for Immersion language Learners

Introductions

Phrases to Introduce Oneself

My name is: ?ukłaaś

I am a Hesquiaht (Woman): hišk^{wii}?aqsups

I am a Hesquiaht (Man): hišk^{wii}?athś

My family is: ?uhuks ?a?iičum _____

?uh?iiś _____

I am from Hesquiaht village: histaaqśiłś

hišk^{wii}

What is your name?: ?aaqłak

What family are you from?: ?aaqkukk

?a?iičum

Who's that you're with?: ?aaqħ ?ahñii

yaq^{wink}?ik

Where are you from?: waastathk

I am from____: hi?athś _____

Is that you?: ?uh ?ałk

Yes, it is me: haaa ?uh ?ałsiś

Eating and Drinking

Phrases to use around food and drink

Did you eat?: ha?uk?ał mik

I'm hungry: hawiiqłś

I'm not hungry: wiks hawiiqł

Are you still eating?: ?iqtałk ha?uk

I'm thirsty: naqmiiħas

Are you hungry?: hawiiqłk

Are you thirsty?: naqmiħak

Would you like?: ?uu?iic maħśak

I want to taste that: nacpičił maħśas

It doesn't taste good: wii?um ?iś

I want water: ?umaħśas ča?ak

I want to eat sweets: ?uu?iic maħśas čamas

I am full/had enough: niswačiłś

Survival Phrases

It is recommended upon entering an immersion program to prepare by committing some commonly used "survival" phrases to memory in order to keep communication going.



Common Home Phrases

Phrases to Use at Home With Your Family

Please: ʔaakšič

Would you like (to eat) ____?: ____ ʔuʔiic
maḥsak

Close the door: mušitapʔi ʔašii

Open the door: kuwítapʔi ʔašii

Go to sleep (to one person.): waʔičuʔaʔʔi

Wake up (to one person.): ʔupkšiči

Wash your face: ʔipkšiči

Wash your hands: ʔucinkʔi

Do not do that: wikʔii qʔaaʔap

Where are you?: waasik

Here I am: ʔaḥkuu siš

Show me: ḥumčiči

Be careful: ʔuyafukʔi

Phrases in this booklet were learned from kiicinyaḥs
(LP), naḥimaʔiiqʔ (AG), tupaat (JL), weemʔis
(HN), and ḥawiiḥtuʔis (BN)

Say What?

What did you say?: ʔaʔa quu mik

Say it again: huʔaasʔi waa

Say it slowly: ʔuuʔʔuuʔaʔi

Speak the language, please: ciiciiqasaʔi ʔaakšič

Say it: waaʔi

Do you understand?: nanaʔak

Try to say: namiʔšiči waa

What is this?: ʔaqaqḥ ʔaḥ


What are you doing?: ʔaaqinapk

Help me: hupiiʔis

I don't understand: wiwikaps

Did I say it right?: ʔapciikhḥ

Hesquiaht Language Program is on fb.



**Hesquiaht Language
Program**
www.hesquiahtlang...



About Immersion

- You can do immersion in “sets.” A set is an allotted amount of time that you are going to speak only the language together. Once your set has begun, do not speak English until it is agreed that your immersion set is over.
- Use non-verbal communication-gestures, facial expressions, actions or pictures to communicate instead of switching to English.
- Learners should prepare for immersion sessions by bringing props, pictures etc. so you do not have to switch to English.
- Immersion promotes language acquisition. **Acquisition** is a natural subconscious process (this is how all children acquire language.) **Learning** is a conscious process that requires direct instruction, like teaching in a traditional classroom setting.